



















R13-18 Series (Black)						
Arc	Pressure psi	Radius* ft.	Flow gpm	■ Precip In/h	▲ Precip In/h	
	R13-18F	20	13	1.31	0.75	0.86
	25	14	1.46	0.67	0.77	
	30	16	1.60	0.61	0.70	
	35	16	1.73	0.61	0.70	
	40	17	1.85	0.61	0.70	
	45	18	1.96	0.61	0.70	
	50	18	2.07	0.61	0.70	
	55	18	2.17	0.61	0.70	
	R13-18TQ	20	13	0.98	0.75	0.86
	25	14	1.10	0.67	0.77	
	30	16	1.20	0.61	0.70	
	35	16	1.30	0.61	0.70	
	40	17	1.39	0.61	0.70	
	45	18	1.47	0.61	0.70	
	50	18	1.55	0.61	0.70	
	55	18	1.62	0.61	0.70	
	R13-18TT	20	13	0.87	0.75	0.86
	25	14	0.97	0.67	0.77	
	30	16	1.07	0.61	0.70	
	35	16	1.15	0.61	0.70	
	40	17	1.23	0.61	0.70	
	45	18	1.31	0.61	0.70	
	50	18	1.38	0.61	0.70	
	55	18	1.44	0.61	0.70	
	R13-18H	20	13	0.65	0.75	0.86
	25	14	0.73	0.67	0.77	
	30	16	0.80	0.61	0.70	
	35	16	0.86	0.61	0.70	
	40	17	0.92	0.61	0.70	
	45	18	0.98	0.61	0.70	
	50	18	1.03	0.61	0.70	
	55	18	1.08	0.61	0.70	
	R13-18T	20	13	0.44	0.75	0.86
	25	14	0.49	0.67	0.77	
	30	16	0.53	0.61	0.70	
	35	16	0.58	0.61	0.70	
	40	17	0.62	0.61	0.70	
	45	18	0.65	0.61	0.70	
	50	18	0.69	0.61	0.70	
	55	18	0.72	0.61	0.70	
	R13-18Q	20	13	0.33	0.75	0.86
	25	14	0.37	0.67	0.77	
	30	16	0.40	0.61	0.70	
	35	16	0.43	0.61	0.70	
	40	17	0.46	0.61	0.70	
	45	18	0.49	0.61	0.70	
	50	18	0.52	0.61	0.70	
	55	18	0.54	0.61	0.70	







**Note:** Rotary Nozzles tested on 4 inch pop-ups.  
Performance data taken in zero wind conditions  
\*Radius refers to recommended spacing to achieve optimal precipitation rate and distribution uniformity with head to head spacing  
■ Square spacing based on 50% diameter of throw  
▲ Triangular spacing based on 50% diameter of throw

R13-18 Series (Black)						METRIC	
Arc	Pressure bar	Radius* m	Flow l/m	■ Precip mm/h	▲ Precip mm/h		
	R13-18F	1.4	4.0	4.95	19	22	
	1.7	4.3	5.53	18	21		
	2.1	4.8	6.06	15	18		
	2.4	5.0	6.54	15	18		
	2.8	5.2	6.99	15	18		
	3.1	5.4	7.42	15	18		
	3.4	5.5	7.82	15	18		
	3.8	5.6	8.20	15	18		
		R13-18TQ	1.4	4.0	3.71	19	22
		1.7	4.3	4.15	18	21	
2.1		4.8	4.54	15	18		
2.4		5.0	4.91	15	18		
2.8		5.2	5.25	15	18		
3.1		5.4	5.56	15	18		
3.4		5.5	5.86	15	18		
3.8		5.6	6.15	15	18		
		R13-18TT	1.4	4.0	3.30	19	22
		1.7	4.3	3.69	18	21	
	2.1	4.8	4.04	15	18		
	2.4	5.0	4.36	15	18		
	2.8	5.2	4.66	15	18		
	3.1	5.4	4.95	15	18		
	3.4	5.5	5.21	15	18		
	3.8	5.6	5.47	15	18		
		R13-18H	1.4	4.0	2.47	19	22
		1.7	4.3	2.76	18	21	
2.1		4.8	3.03	15	18		
2.4		5.0	3.27	15	18		
2.8		5.2	3.50	15	18		
3.1		5.4	3.71	15	18		
3.4		5.5	3.91	15	18		
3.8		5.6	4.10	15	18		
		R13-18T	1.4	4.0	1.65	19	22
		1.7	4.3	1.84	18	21	
	2.1	4.8	2.02	15	18		
	2.4	5.0	2.18	15	18		
	2.8	5.2	2.33	15	18		
	3.1	5.4	2.47	15	18		
	3.4	5.5	2.61	15	18		
	3.8	5.6	2.73	15	18		
		R13-18Q	1.4	4.0	1.24	19	22
		1.7	4.3	1.38	18	21	
2.1		4.8	1.51	15	18		
2.4		5.0	1.64	15	18		
2.8		5.2	1.75	15	18		
3.1		5.4	1.85	15	18		
3.4		5.5	1.95	15	18		
3.8		5.6	2.05	15	18		

Single row applications are not recommended  
Do not reduce radius below 13' (4.0 m) on the R13-18 model and below 17' (5.2 m) on the R17-24 model  
Installation on Rain Bird 1800®- SAM Spray Bodies recommended in sandy environments  
Performance data derived from tests that conform with ASAE Standards; ASAE S398.1. See page 224 for complete ASAE Test Certification Statement.

Spray Nozzles

R17-24 Series (Yellow)					
Arc	Pressure psi	Radius* ft.	Flow gpm	■ Precip In/h	▲ Precip In/h
	20	17	2.45	0.79	0.92
	25	19	2.74	0.71	0.82
	30	21	3.00	0.65	0.75
	35	22	3.24	0.65	0.75
	40	23	3.46	0.65	0.75
	45	23	3.67	0.65	0.75
	50	24	3.87	0.65	0.75
55	24	4.06	0.65	0.75	
	20	17	1.84	0.79	0.92
	25	19	2.05	0.71	0.82
	30	21	2.25	0.65	0.75
	35	22	2.43	0.65	0.75
	40	23	2.60	0.65	0.75
	45	23	2.76	0.65	0.75
	50	24	2.90	0.65	0.75
55	24	3.05	0.65	0.75	
	20	17	1.63	0.79	0.92
	25	19	1.83	0.71	0.82
	30	21	2.00	0.65	0.75
	35	22	2.16	0.65	0.75
	40	23	2.31	0.65	0.75
	45	23	2.45	0.65	0.75
	50	24	2.58	0.65	0.75
55	24	2.71	0.65	0.75	
	20	17	1.22	0.79	0.92
	25	19	1.37	0.71	0.82
	30	21	1.50	0.65	0.75
	35	22	1.62	0.65	0.75
	40	23	1.73	0.65	0.75
	45	23	1.84	0.65	0.75
	50	24	1.94	0.65	0.75
55	24	2.03	0.65	0.75	
	20	17	0.82	0.79	0.92
	25	19	0.91	0.71	0.82
	30	21	1.00	0.65	0.75
	35	22	1.08	0.65	0.75
	40	23	1.15	0.65	0.75
	45	23	1.22	0.65	0.75
	50	24	1.29	0.65	0.75
55	24	1.35	0.65	0.75	
	20	17	0.61	0.79	0.92
	25	19	0.68	0.71	0.82
	30	21	0.75	0.65	0.75
	35	22	0.81	0.65	0.75
	40	23	0.87	0.65	0.75
	45	23	0.92	0.65	0.75
	50	24	0.97	0.65	0.75
55	24	1.02	0.65	0.75	

R17-24 Series (Yellow)				METRIC	
Arc	Pressure bar	Radius* m	Flow l/m	■ Precip mm/h	▲ Precip mm/h
	1.4	5.2	9.27	20	23
	1.7	5.8	10.37	18	21
	2.1	6.4	11.36	16	19
	2.4	6.7	12.26	16	19
	2.8	6.9	13.10	16	19
	3.1	7.1	13.89	16	19
	3.4	7.3	14.65	16	19
3.8	7.4	15.37	16	19	
	1.4	5.2	6.95	20	23
	1.7	5.8	7.78	18	21
	2.1	6.4	7.57	16	19
	2.4	6.7	8.18	16	19
	2.8	6.9	8.74	16	19
	3.1	7.1	10.43	16	19
	3.4	7.3	11.00	16	19
3.8	7.4	11.53	16	19	
	1.4	5.2	6.18	20	23
	1.7	5.8	6.91	18	21
	2.1	6.4	7.57	16	19
	2.4	6.7	8.18	16	19
	2.8	6.9	8.74	16	19
	3.1	7.1	9.27	16	19
	3.4	7.3	9.77	16	19
3.8	7.4	10.25	16	19	
	1.4	5.2	4.62	20	23
	1.7	5.8	5.19	18	21
	2.1	6.4	5.68	16	19
	2.4	6.7	6.17	16	19
	2.8	6.9	6.55	16	19
	3.1	7.1	6.97	16	19
	3.4	7.3	7.34	16	19
3.8	7.4	7.68	16	19	
	1.4	5.2	3.09	20	23
	1.7	5.8	3.46	18	21
	2.1	6.4	3.79	16	19
	2.4	6.7	4.09	16	19
	2.8	6.9	4.37	16	19
	3.1	7.1	4.64	16	19
	3.4	7.3	4.89	16	19
3.8	7.4	5.13	16	19	
	1.4	5.2	2.31	20	23
	1.7	5.8	2.57	18	21
	2.1	6.4	2.84	16	19
	2.4	6.7	3.07	16	19
	2.8	6.9	3.29	16	19
	3.1	7.1	3.48	16	19
	3.4	7.3	3.67	16	19
3.8	7.4	3.86	16	19	

**Note:** Rotary Nozzles tested on 4 inch pop-ups.

Performance data taken in zero wind conditions

\*Radius refers to recommended spacing to achieve optimal precipitation rate and distribution uniformity with head to head spacing

■ Square spacing based on 50% diameter of throw

▲ Triangular spacing based on 50% diameter of throw

Single row applications are not recommended

Do not reduce radius below 13' (4.0 m) on the R13-18 model and below 17' (5.2 m) on the R17-24 model

Installation on Rain Bird 1800®- SAM Spray Bodies recommended in sandy environments

Performance data derived from tests that conform with ASAE Standards; ASAE S398.1. See page 224 for complete ASAE Test Certification Statement.